

BREWERY DIRECT

PRICE LIST 2019

Effective: September 2019



Web Address: www.rubystreetbrewing.com

Email: questions@rubystreetbrewing.com

Phone: (970) 673-RUBY (7829)

Mailing Address:

PO Box 271722

Fort Collins, CO 80527

All orders are pre-paid. Credit Cards accepted:



Pre-payments by wire transfer or check accepted.
Contact us for further information on this option.

Shortages/Damages/Shipping:

COMPLETE A THOROUGH INSPECTION OF YOUR SHIPMENT BEFORE SIGNING DELIVERY RECEIPT. If any goods listed on your bill of lading are damaged or missing, do NOT sign for the shipment until the driver makes a short/damage notation with signature on your delivery receipt. Forward noted receipt to Ruby Street within 10 days of delivery. Ruby Street Brewing LLC. is not responsible for loss, pilferage or damage once you sign the delivery receipt from the carrier.

Flat rate shipping applies to shipments to the continental USA (lower 48 states).

Please notify customers that shipping/handling covers delivery to their door (no inside delivery) and that for Alpha Ruby systems two people are required to safely remove an Alpha from the pallet.

Returns: 10% re-stocking fee plus return shipping cost

All returns must be authorized by Ruby Street Brewing.

In the interest of continued product improvement, Ruby Street Brewing, LLC reserves the right to change product and packaging specifications without notice. Prices and availability are subject to change without notice.

Ruby Street Brewing, LLC Fort Collins, CO USA

Pricing Effective September 2019

Email: questions@rubystreetbrewing.com

The Alpha Ruby™

1 Barrel Brewing System

15 to 31 gallon batch



2

Complete System Includes:

- 1 Frame - Welded Steel Construction (powder-coated)
- 3 45 Gallon Stainless Steel Kettles (with lids)
- 3 10" Cast Iron Burners (with gas manifold & regulator)
- 2 Stainless Steel False Bottoms
- 3 Thermometers
- 2 Stainless Steel Pumps (with remote On/Off switch)
- 2 Thru Wall Return/Sparge Fittings (mash tun & boil kettle)
- All SS Tri-clover Fittings & Platinum-cured Silicone Tubing
- Complete Owners Manual (with 1 year limited warranty)



Alpha Ruby System Dimensions:
82.5" wide x 32" deep x 44" high
(height includes kettles)

| Description | Brewery Direct | Flat Rate Shipping/Handling |
|-----------------------------------------------------------------------------------------------------------------------------------------------------------------|----------------|-----------------------------------------------------------------------------------------------------------------------------------------------------------------------------------------------|
| Alpha Ruby Complete - Propane | \$3,999 | \$450 |
| Alpha Ruby Complete - Nat Gas | \$4,119 | \$450 |
| Note: Natural gas systems include 15' connection hose and 1/2" gas quick connect fittings. Alpha Ruby burners can be later converted to natural gas or propane. | | Shipping/Handling prices shown apply to shipments within the continental USA (Lower48 states) Please contact us for shipping/handling quote to any location outside the continental US |

| Alpha Ruby System Options | Brewery Direct | Shipping/Handling |
|--------------------------------------------------------------------------|------------------------------------------------------|-------------------|
| Sight Glass (each) ● | \$88 | *** |
| Nat Gas Conversion kit (Converts LP to Nat Gas) | \$160 | *** |
| Propane Conversion kit (Converts Nat Gas to LP) | \$75 | *** |
| HERMS Coil | \$375 | *** |
| Digital Control Package | \$1,845 | *** |
| 7" Touchscreen Digital Control Package | \$2,887 | *** |
| Whirlpool Arm (with valve) | \$85 | *** |
| In-Line Oxygen Package (with regulator) | \$170 | *** |
| Hop Filter SS 6x14 (400 Micron) | \$75 | *** |
| Thru Wall Return Fitting (HLT) | \$50 | *** |
| Upgrade to 50 gallon kettle (each) (replaces 45 gallon kettle) | \$120 | *** |
| Stainless Steel Frame Upgrade | \$499 | *** |
| Custom Frame Color | \$150 | *** |
| Plate Chiller/Heat Exchanger Package | \$375 | *** |
| Fill & Flush Cleaning System | \$215 | *** |
| ● Sold installed only | *** Shipping on add-on options included with system. | |

All systems may be ordered for International use with 220V / Celsius / Liters

Ruby Street Brewing, LLC Fort Collins, CO USA

Pricing Effective September 2019

Email: questions@rubystreetbrewing.com

The Alpha Ruby™

1 Barrel Brewing System
15 to 31 gallon batch




3


Complete System Includes:

- 1 Frame - Welded Steel Construction (powder-coated)
 - 3 45 Gallon Stainless Steel Kettles (with lids)
 - 4 6000 Watt Elements
 - 1 50 amp Electric Panel - PID (w/ digital temp and pump control)
 - 2 Stainless Steel False Bottoms
 - 3 Thermometers
 - 2 Stainless Steel Pumps (pump controls on panel)
 - 3 Thru Wall Return Fittings
 - 1 HERMS coil
- All SS Tri-clover Fittings & Platinum-cured Silicone Tubing
Complete Owners Manual (with 1 year limited warranty)



Alpha Ruby System Dimensions:
82.5" wide x 32" deep x 44" high
(height includes kettles)

|  Description | Brewery Direct | Flat Rate Shipping/Handling |
|-------------------------------------------------------------------------------------------------------------------------------------------------------------------------------------------|----------------|-----------------------------|
| Alpha Ruby Complete - Electric (50 amp) | \$6,699 | \$450 |
| Alpha Ruby - Electric NO FRAME 50 amp (Includes pumps) | \$6,199 | \$450 |
| Shipping/Handling prices shown apply to shipments within the continental USA (Lower48 states) Please contact us for shipping/handling quote to any location outside the continental US | | |

|  Alpha Ruby System Options | Brewery Direct | Shipping/Handling |
|----------------------------------------------------------------------------------------------------------------------------------------|------------------------------------------------------|-------------------|
| Sight Glass (each) ● | \$88 | *** |
| Whirlpool Arm (with valve) | \$85 | *** |
| In-Line Oxygen Package (with regulator) | \$170 | *** |
| Panel Mounting Bracket (Attaches to frame) | \$380 | *** |
| Digital Volt/Amp Gauges (non UL only) | \$150 | *** |
| 100 Amp PID Panel Upgrade (Allows for Double Batching - Full power to HLT & Boil kettle simultaneously) | \$258 | *** |
| 50 Amp UL/cUL Listed PID Panel Upgrade | \$789 | *** |
| 100 Amp UL/cUL Listed PID Panel Upgrade (Allows for Double Batching - Full power to HLT & Boil kettle simultaneously) | \$1,841 | *** |
| 7" Touch Screen 50 amp Panel Upgrade | \$1,000 | *** |
| 7" Touch Screen 50 amp Panel Upgrade (UL/cUL) | \$1,300 | *** |
| 7" Touch Screen 100 amp Panel Upgrade (Allows for Double Batching - Full power to HLT & Boil kettle simultaneously) (UL/cUL) | \$1,800 | *** |
| Hop Filter SS 6x14 (400 Micron) | \$75 | *** |
| Upgrade to 50 gallon kettle (each) (replaces 45 gallon kettle) | \$120 | *** |
| Stainless Steel Frame Upgrade | \$499 | *** |
| Custom Frame Color | \$150 | *** |
| Plate Chiller/Heat Exchanger Package | \$375 | *** |
| Fill & Flush Cleaning System | \$215 | *** |
| ● Sold installed only | *** Shipping on add-on options included with system. | |

All systems may be ordered for International use with 220V / Celsius / Liters

Ruby Street Brewing, LLC Fort Collins, CO USA

Pricing Effective September 2019

Email: questions@rubystreetbrewing.com

Alpha Ruby II™

1 Barrel Brewing System
15 to 31 gallon batch



System requires an outside source for HLT hot water


Complete System Includes:

- 1 Frame - Welded Steel Construction (powder-coated)
 - 2 45 Gallon Stainless Steel Kettles (with lids)
 - 2 10" Cast Iron Burners (with gas manifold & regulator)
 - 2 Stainless Steel False Bottoms
 - 2 Thermometers
 - 1 Stainless Steel Pump (with remote On/Off switch)
 - 2 Thru Wall Return Fittings (mash tun & boil kettle)
- All SS Tri-clover Fittings & Platinum-cured Silicone Tubing
Complete Owners Manual (with 1 year limited warranty)



Alpha II System Dimensions:
57.25" wide x 32" deep x 44" high
(height includes kettles)

|  Description | Brewery Direct | Flat Rate Shipping/Handling |
|------------------------------------------------------------------------------------------------------------------------------------------------------------------------|-----------------------------------------------------------------------------------------------------------------------------------------------------------------------------------------------|-----------------------------|
| Alpha Ruby II Complete - Propane | \$2,998 | \$450 |
| Alpha Ruby II Complete - Nat Gas | \$3,118 | \$450 |
| Note: Natural gas systems include 15' connection hose and 1/2" gas quick connect fittings. Alpha Ruby burners can be later converted to natural gas or propane. | Shipping/Handling prices shown apply to shipments within the continental USA (Lower48 states) Please contact us for shipping/handling quote to any location outside the continental US | |

|  Alpha Ruby II System Options | Brewery Direct | Shipping/Handling |
|------------------------------------------------------------------------------------------------------------------|------------------------------------------------------|-------------------|
| Sight Glass (each) ● | \$88 | *** |
| Nat Gas Conversion kit (Converts LP to Nat Gas) | \$160 | *** |
| Propane Conversion kit (Converts Nat Gas to LP) | \$75 | *** |
| Digital Control Package | \$1,621 | *** |
| 7" Touch Screen Digital Control Package | \$2,604 | *** |
| Whirlpool Arm (with valve) | \$85 | *** |
| In-Line Oxygen Package (with regulator) | \$170 | *** |
| Hop Filter SS 6x14 (400 Micron) | \$75 | *** |
| Upgrade to 50 gallon kettle (each) (replaces 45 gallon kettle) | \$120 | *** |
| Stainless Steel Frame Upgrade | \$499 | *** |
| Custom Frame Color | \$150 | *** |
| Plate Chiller/Heat Exchanger Package | \$375 | *** |
| ● Sold installed only | *** Shipping on add-on options included with system. | |

All systems may be ordered for International use with 220V / Celsius / Liters

Alpha Ruby II

1 Barrel Brewing System
15 to 31 gallon batch



ELECTRIC



5

Requires separate source for hot water (HLT)


Complete System Includes:


- 1 Frame - Welded Steel Construction (powder-coated)
- 2 50 Gallon Stainless Steel Kettles (with lids)
- 3 6000 Watt Elements (2 in Boil Kettle, 1 Internal RIMS)
- 1 50 amp Electric Panel - PID (w/ digital temp and timer)
- 2 Stainless Steel False Bottoms
- 2 Thermometers
- 1 Stainless Steel Pump (2 pump controls on panel)
- 2 Thru Wall Return Fittings

All SS Tri-clover Fittings & Platinum-cured Silicone Tubing
Complete Owner's Manual (with 1 year limited warranty)



Alpha II System Dimensions:
57.25" wide x 32" deep x 48" high
(height includes kettles)

|  Description | Brewery Direct | Flat Rate Shipping/Handling |
|-------------------------------------------------------------------------------------------------------------------------------------------------------------------------------------------|----------------|-----------------------------|
| Alpha Ruby II Complete - Electric (50 amp) | \$5,574 | \$450 |
| Shipping/Handling prices shown apply to shipments within the continental USA (Lower48 states) Please contact us for shipping/handling quote to any location outside the continental US | | |

|  Alpha Ruby II System Options | Brewery Direct | Shipping/Handling |
|-----------------------------------------------------------------------------------------------------------------------------------------|------------------------------------------------------|-------------------|
| Sight Glass (each) ● | \$88 | *** |
| Whirlpool Arm (with valve) | \$85 | *** |
| In-Line Oxygen Package (with regulator) | \$170 | *** |
| Panel Mounting Bracket (Attaches to frame) | \$380 | *** |
| Digital Volt/Amp Gauges (non UL only) | \$150 | *** |
| 50 Amp UL/cUL Listed PID Panel Upgrade | \$789 | *** |
| 100 Amp UL/cUL Listed PID Panel Upgrade (Allows for Double Batching - Full power to Mash & Boil kettle simultaneously) | \$1,841 | *** |
| 7" Touch Screen 50 amp Panel Upgrade | \$1,000 | *** |
| 7" Touch Screen 50 amp Panel Upgrade (UL/cUL) | \$1,300 | *** |
| 7" Touch Screen 100 amp Panel Upgrade (Allows for Double Batching - Full power to Mash & Boil kettle simultaneously) (UL/cUL) | \$1,800 | *** |
| Hop Filter SS 6x14 (400 Micron) | \$75 | *** |
| Stainless Steel Frame Upgrade | \$499 | *** |
| Custom Frame Color | \$150 | *** |
| Plate Chiller/Heat Exchanger Package | \$375 | *** |
| ● Sold installed only | *** Shipping on add-on options included with system. | |

All systems may be ordered for International use with 220V / Celsius / Liters

Ruby Street Brewing, LLC Fort Collins, CO USA

Pricing Effective September 2019

Email: questions@rubystreetbrewing.com

Fusion 25™

Compact Single Tier
10 to 18 gallon batch




Complete System Includes:

- 1 Frame - Welded Steel Construction (powder-coated)
 - 3 25 Gallon Stainless Steel Kettles (w/Tri-Clad bottoms and lids)
 - 3 10" Cast Iron Burners (with gas manifold & regulator)
 - 2 Stainless Steel False Bottoms
 - 3 Thermometers
 - 2 Stainless Steel Pumps (with remote On/Off switch)
 - 2 Thru Wall Return Fitting (Mash & Boil)
- All SS Tri-clover Fittings & Platinum-cured Silicone Tubing
Complete Owners Manual (with 1 year limited warranty)



Fusion 25 System Dimensions:
70-1/2" wide x 26" deep x 44-1/2" high
(height includes kettles)

|  Description | Brewery Direct | Flat Rate Shipping/Handling |
|-----------------------------------------------------------------------------------------------------------------------------------------------------------------|----------------|-----------------------------------------------------------------------------------------------------------------------------------------------------------------------------------------------|
| Fusion 25 Complete - Propane | \$3,580 | \$450 |
| Fusion 25 Complete - Nat Gas | \$3,700 | \$450 |
| Note: Natural gas systems include 15' connection hose and 1/2" gas quick connect fittings. Alpha Ruby burners can be later converted to natural gas or propane. | | Shipping/Handling prices shown apply to shipments within the continental USA (Lower48 states) Please contact us for shipping/handling quote to any location outside the continental US |

|  Fusion 25 System Options | Brewery Direct | Shipping/Handling |
|--------------------------------------------------------------------------------------------------------------|------------------------------------------------------|-------------------|
| Sight Glass (each) ● | \$88 | *** |
| Nat Gas Conversion kit (Converts LP to Nat Gas) | \$160 | *** |
| Propane Conversion kit (Converts Nat Gas to LP) | \$75 | *** |
| HERMS Coil | \$375 | *** |
| Digital Control Package | \$1,845 | *** |
| 7" Touchscreen Digital Control Package | \$2,887 | *** |
| Whirlpool Arm (with valve) | \$85 | *** |
| In-Line Oxygen Package (with regulator) | \$170 | *** |
| Hop Filter SS 6x14 (400 Micron) | \$75 | *** |
| Thru Wall Return Fitting (HLT) | \$50 | *** |
| Stainless Steel Frame Upgrade | \$499 | *** |
| Custom Frame Color | \$150 | *** |
| Plate Chiller/Heat Exchanger Package | \$375 | *** |
| Fill & Flush Cleaning System | \$215 | *** |
| Immersion Chiller (50 ft) | \$97 | *** |
| ● Sold installed only | *** Shipping on add-on options included with system. | |

All systems may be ordered for International use with 220V / Celsius / Liters

Ruby Street Brewing, LLC Fort Collins, CO USA

Pricing Effective September 2019

Email: questions@rubystreetbrewing.com

Fusion 25™

Compact Single Tier
10 to 18 gallon batch



7

Complete System Includes:

- 1 Frame - Welded Steel Construction (powder-coated)
 - 3 25 Gallon Stainless Steel Kettles
 - 2 5500 Watt Elements
 - 1 30 amp Electric Panel (with digital temp and pump control)
 - 2 Stainless Steel False Bottoms
 - 3 Thermometers
 - 2 Stainless Steel Pumps (pump controls on panel)
 - 3 Thru Wall Return Fittings
 - 1 HERMS coil
- All SS Tri-clover Fittings & Platinum-cured Silicone Tubing
Complete Owners Manual (with 1 year limited warranty)



Fusion 25 System Dimensions:
70-1/2" wide x 26" deep x 44-1/2' high
(height includes kettles)

| Description | Brewery Direct | Flat Rate Shipping/Handling |
|--------------------------------------------------------------------------------------------------------------------------------------------------------------------------------------------------|----------------|-----------------------------|
| Fusion 25 Complete - Electric (30 amp) | \$5,494 | \$450 |
| Fusion 25 - Electric NO FRAME 30 amp (Includes pumps) | \$4,994 | \$450 |
| Shipping/Handling prices shown apply to shipments within the continental USA (Lower48 states) Please contact us for shipping/handling quote to any location outside the continental US | | |

| Fusion 25 System Options | Brewery Direct | Shipping/Handling |
|------------------------------------------------------------------------------------------------------------------------------------------|------------------------------------------------------|-------------------|
| Sight Glass (each) ● | \$88 | *** |
| Whirlpool Arm (with valve) | \$85 | *** |
| In-Line Oxygen Package (with regulator) | \$170 | *** |
| Panel Mounting Bracket (Attaches to frame) | \$185 | *** |
| Digital Volt/Amp Gauges (non UL only) | \$150 | *** |
| 50 Amp PID Panel Upgrade (Allows for Double Batching - Full power to HLT & Boil kettle simultaneously) | \$235 | *** |
| 50 Amp UL/cUL Listed PID Panel Upgrade (Allows for Double Batching - Full power to HLT & Boil kettle simultaneously) | \$680 | *** |
| 7" Touch Screen 50 amp Panel Upgrade (Allows for Double Batching - Full power to HLT & Boil kettle simultaneously) | \$1,000 | *** |
| 7" Touch Screen 50 amp Panel Upgrade (Allows for Double Batching - Full power to HLT & Boil kettle simultaneously) (UL/cUL) | \$1,300 | *** |
| Hop Filter SS 6x14 (400 Micron) | \$75 | *** |
| Stainless Steel Frame Upgrade | \$499 | *** |
| Custom Frame Color | \$150 | *** |
| Plate Chiller/Heat Exchanger Package | \$375 | *** |
| Fill & Flush Cleaning System | \$215 | *** |
| Immersion Chiller (50 ft) | \$97 | *** |
| ● Sold installed only | *** Shipping on add-on options included with system. | |

All systems may be ordered for International use with 220V / Celsius / Liters

Fusion 15™

Compact Single Tier
5 to 10 gallon batch




Complete System Includes:

- 1 Frame - Welded Steel Construction (powder-coated)
 - 3 15.5 Gallon Stainless Steel Kettles (with lids)
 - 3 6" Cast Iron Burners (with gas manifold & regulator)
 - 2 Stainless Steel False Bottoms
 - 2 Thermometers (HLT & Mash Tun)
 - 2 Stainless Steel Pumps (with remote On/Off switch)
 - 1 Thru Wall Return Fitting (Mash tun)
- All SS Tri-clover Fittings & Platinum-cured Silicone Tubing
Complete Owners Manual (with 1 year limited warranty)



Fusion 15 System Dimensions:
63.5" wide x 26" deep x 42.5" high
(height includes kettles)

|  Description | Brewery Direct | Flat Rate Shipping/Handling |
|-----------------------------------------------------------------------------------------------------------------------------------------------------------------|----------------|-----------------------------------------------------------------------------------------------------------------------------------------------------------------------------------------------|
| Fusion 15 Complete - Propane | \$3,118 | \$380 |
| Fusion 15 Complete - Nat Gas | \$3,238 | \$380 |
| Note: Natural gas systems include 15' connection hose and 1/2" gas quick connect fittings. Alpha Ruby burners can be later converted to natural gas or propane. | | Shipping/Handling prices shown apply to shipments within the continental USA (Lower48 states) Please contact us for shipping/handling quote to any location outside the continental US |

|  Fusion 15 System Options | Brewery Direct | Shipping/Handling |
|--------------------------------------------------------------------------------------------------------------|------------------------------------------------------|-------------------|
| Sight Glass (each) ● | \$88 | *** |
| Nat Gas Conversion kit (Converts LP to Nat Gas) | \$160 | *** |
| Propane Conversion kit (Converts Nat Gas to LP) | \$75 | *** |
| HERMS Coil | \$375 | *** |
| Digital Control Package | \$1,845 | *** |
| 7" Touchscreen Digital Control Package | \$2,887 | *** |
| Whirlpool Arm (with valve) | \$85 | *** |
| In-Line Oxygen Package (with regulator) | \$170 | *** |
| Hop Filter SS 6x14 (400 Micron) | \$75 | *** |
| Thru Wall Return Fitting (each) | \$50 | *** |
| Stainless Steel Frame Upgrade | \$499 | *** |
| Custom Frame Color | \$150 | *** |
| Plate Chiller/Heat Exchanger Package | \$375 | *** |
| Thermometer (Boil) | \$45 | *** |
| Fill & Flush Cleaning System | \$215 | *** |
| Immersion Chiller (50 ft) | \$97 | *** |
| ● Sold installed only | *** Shipping on add-on options included with system. | |

All systems may be ordered for International use with 220V / Celsius / Liters

Fusion 15™

Compact Single Tier
5 to 10 gallon batch



9


Complete System Includes:


- 1 Frame - Welded Steel Construction (powder-coated)
 - 3 15.5 Gallon Stainless Steel Kettles (with lids)
 - 2 5500 Watt Elements
 - 1 30 amp Electric Panel (with digital temp and pump control)
 - 2 Stainless Steel False Bottoms
 - 2 Thermometers (HLT & Mash Tun)
 - 2 Stainless Steel Pumps (with remote On/Off switch)
 - 2 Thru Wall Return Fittings (HLT and Mash tun)
 - 1 HERMS coil
- All SS Tri-clover Fittings & Platinum-cured Silicone Tubing
Complete Owners Manual (with 1 year limited warranty)



Image Shown with Options

Fusion 15 System Dimensions:
63.5" wide x 26" deep x 42.5" high
(height includes kettles)

|  Description | Brewery Direct | Flat Rate Shipping/Handling |
|--------------------------------------------------------------------------------------------------------------------------------------------------------------------------------------------------|----------------|-----------------------------|
| Fusion 15 Complete - Electric (30 amp) | \$4,880 | \$380 |
| Fusion 15 - Electric NO FRAME 30 amp (Includes pumps) | \$4,380 | \$380 |
| Shipping/Handling prices shown apply to shipments within the continental USA (Lower48 states) Please contact us for shipping/handling quote to any location outside the continental US | | |

|  Fusion 15 System Options | Brewery Direct | Shipping/Handling |
|-------------------------------------------------------------------------------------------------------------------------------------------------|------------------------------------------------------|-------------------|
| Sight Glass (each) ● | \$88 | *** |
| Whirlpool Arm (with valve) | \$85 | *** |
| In-Line Oxygen Package (with regulator) | \$170 | *** |
| Panel Mounting Bracket (Attaches to frame) | \$185 | *** |
| Digital Volt/Amp Gauges (non UL only) | \$150 | *** |
| 50 Amp PID Panel Upgrade (Allows for Double Batching - Full power to HLT & Boil kettle simultaneously) | \$235 | *** |
| 50 Amp UL/cUL Listed PID Panel Upgrade (Allows for Double Batching - Full power to HLT & Boil kettle simultaneously) | \$680 | *** |
| 7" Touch Screen 50 amp Panel Upgrade (Allows for Double Batching - Full power to HLT & Boil kettle simultaneously) | \$1,000 | *** |
| 7" Touch Screen 50 amp Panel Upgrade (Allows for Double Batching - Full power to HLT & Boil kettle simultaneously) (UL/cUL) | \$1,300 | *** |
| Hop Filter SS 6x14 (400 Micron) | \$75 | *** |
| Thru Wall Return Fitting (each) | \$50 | *** |
| Stainless Steel Frame Upgrade | \$499 | *** |
| Custom Frame Color | \$150 | *** |
| Plate Chiller/Heat Exchanger Package | \$375 | *** |
| Thermometer (Boil) | \$45 | *** |
| Fill & Flush Cleaning System | \$215 | *** |
| Immersion Chiller (50 ft) | \$97 | *** |
| ● Sold installed only | *** Shipping on add-on options included with system. | |

All systems may be ordered for International use with 220V / Celsius / Liters



10

Complete System Includes:


- 1 Frame - Welded Steel Construction (powder-coated)
- 3 15.5 Gallon Stainless Steel Kettles (with lids)
- 3 Cast Iron Burners (with gas manifold & regulator)
- 2 Stainless Steel False Bottoms
- 1 Stainless Steel Pump (with remote On/Off switch)

All SS Tri-clover Fittings & Platinum-cured Silicone Tubing
 Complete Owners Manual (with 1 year limited warranty)



Ruby Street Brewery System Dimensions:
 71.5" wide x 26" deep x 62" high
 (height includes kettles)

|  Description | Brewery Direct | Flat Rate Shipping/Handling |
|-----------------------------------------------------------------------------------------------------------------------------------------------------------------------------------------------|----------------|-----------------------------|
| Ruby Street Brewery Complete - Propane | \$2,585 | \$380 |
| Ruby Street Brewery Complete - Nat Gas | \$2,705 | \$380 |
| Note: Natural gas systems include 15' connection hose and 1/2" gas quick connect fittings. Alpha Ruby burners can be later converted to natural gas or propane. | | |
| Shipping/Handling prices shown apply to shipments within the continental USA (Lower48 states) Please contact us for shipping/handling quote to any location outside the continental US | | |

|  Ruby Street Brewery System Options | Brewery Direct | Shipping/Handling |
|------------------------------------------------------------------------------------------------------------------------|------------------------------------------------------|-------------------|
| Sight Glass (each) ● | \$88 | *** |
| Nat Gas Conversion kit (Converts LP to Nat Gas) (includes 3- 6" cast iron burners) | \$229 | *** |
| Propane Conversion kit (Converts Nat Gas to LP) | \$75 | *** |
| HERMS Coil | \$375 | *** |
| Digital Control Package | \$1,845 | *** |
| 7" Touchscreen Digital Control Package | \$2,887 | *** |
| Additional Pump Bracket (with shield) | \$42 | *** |
| Additional Pump (with SS Outflow Valve) | \$170 | *** |
| Kettle Thermometer (each) | \$45 | *** |
| Domino Accessory Shelf | \$100 | *** |
| Whirlpool Arm (with valve) | \$85 | *** |
| In-Line Oxygen Package (with regulator) | \$170 | *** |
| Hop Filter SS 6x14 (400 Micron) | \$75 | *** |
| Thru Wall Return Fitting (each) | \$50 | *** |
| Custom Frame Color | \$150 | *** |
| Plate Chiller/Heat Exchanger Package | \$375 | *** |
| Fill & Flush Cleaning System | \$215 | *** |
| Immersion Chiller (50 ft) | \$97 | *** |
| ● Sold installed only | *** Shipping on add-on options included with system. | |

All systems may be ordered for International use with 220V / Celsius / Liters

Ruby Street Brewing, LLC Fort Collins, CO USA

Pricing Effective September 2019

Email: questions@rubystreetbrewing.com

The Ruby Street Brewery™

15 Gallon Brewing System 5 to 10 gallon batch





Complete System Includes:

- 1 Frame - Welded Steel Construction (powder-coated)
 - 3 15.5 Gallon Stainless Steel Kettles (with lids)
 - 2 5500 Watt Elements
 - 1 30 amp Electric Panel (with digital temp and pump control)
 - 2 Thru Wall Return Fitting (HLT & Mash)
 - 2 Stainless Steel False Bottoms
 - 1 Stainless Steel Pump (pump control on panel)
 - 1 HERMS coil
- All SS Tri-clover Fittings & Platinum-cured Silicone Tubing
Complete Owners Manual (with 1 year limited warranty)



Ruby Street Brewery System Dimensions:
71.5" wide x 26" deep x 62" high
(height includes kettles)

|  Description | Brewery Direct | Flat Rate Shipping/Handling |
|-------------------------------------------------------------------------------------------------------------------------------------------------------------------------------------------|----------------|-----------------------------|
| Ruby Street Brewery Complete - Electric (30 amp) | \$4,636 | \$380 |
| Ruby Street Brewery - Electric NO FRAME 30 amp (Includes pumps) | \$4,136 | \$380 |
| Shipping/Handling prices shown apply to shipments within the continental USA (Lower48 states) Please contact us for shipping/handling quote to any location outside the continental US | | |

|  Ruby Street Brewery System Options | Brewery Direct | Shipping/Handling |
|--------------------------------------------------------------------------------------------------------------------------------|------------------------------------------------------|-------------------|
| Sight Glass (each) ● | \$88 | *** |
| Whirlpool Arm (with valve) | \$85 | *** |
| In-Line Oxygen Package (with regulator) | \$170 | *** |
| Panel Mounting Bracket (Attaches to frame) | \$185 | *** |
| Digital Volt/Amp Gauges (non UL only) | \$150 | *** |
| 50 Amp PID Panel Upgrade (Allows for Double Batching - Full power to HLT & Boil kettle simultaneously) | \$235 | *** |
| 50 Amp UL/cUL Listed PID Panel Upgrade (Allows for Double Batching - Full power to HLT & Boil kettle simultaneously) | \$680 | *** |
| Hop Filter SS 6x14 (400 Micron) | \$75 | *** |
| Thru Wall Return Fitting (each) | \$50 | *** |
| Additional Pump Bracket (with shield) | \$42 | *** |
| Additional Pump (with SS Outflow Valve) | \$170 | *** |
| The Domino Accessory Shelf | \$100 | *** |
| Custom Frame Color | \$150 | *** |
| Plate Chiller/Heat Exchanger Package | \$375 | *** |
| Thermometer (each) | \$45 | *** |
| Fill & Flush Cleaning System | \$215 | *** |
| Immersion Chiller (50 ft) | \$97 | *** |
| ● Sold installed only | *** Shipping on add-on options included with system. | |

All systems may be ordered for International use with 220V / Celsius / Liters

The Alpha Ruby - SideKick

2 Barrel Brewing System

15 - 62 gallon batch



Requires separate source for hot water (HLT)

Complete System Includes:


- 2 Frames - Welded Steel Construction (powder-coated)
- 4 45 Gallon Stainless Steel Kettles (with lids)
- 4 10" Cast Iron Burners (with gas manifolds & regulators)
- 4 Stainless Steel False Bottoms
- 4 Thermometers
- 3 Stainless Steel Pumps (with remote On/Off switch)
- 4 Thru Wall Return Fittings (mash tun & boil kettle)
- All SS Tri-clover Fittings & Platinum-cured Silicone Tubing
- Complete Owners Manual (with 1 year limited warranty)



Image Shown with Options

Alpha Ruby SideKick System Dimensions:
109.5" wide x 32" deep x 44" high
(height includes kettles)

|  Description | Brewery Direct | Flat Rate Shipping/Handling |
|-----------------------------------------------------------------------------------------------------------------------------------------------------------------|-----------------------------------------------------------------------------------------------------------------------------------------------------------------------------------------------|-----------------------------|
| Alpha Ruby SideKick Complete - Propane | \$5,708 | \$645 |
| Alpha Ruby SideKick Complete - Nat Gas | \$5,928 | \$645 |
| Note: Natural gas systems include 15' connection hose and 1/2" gas quick connect fittings. Alpha Ruby burners can be later converted to natural gas or propane. | Shipping/Handling prices shown apply to shipments within the continental USA (Lower48 states) Please contact us for shipping/handling quote to any location outside the continental US | |

|  Alpha Ruby SideKick System Options | Brewery Direct | Shipping/Handling |
|------------------------------------------------------------------------------------------------------------------------|------------------------------------------------------|-------------------|
| Sight Glass (each) ● | \$88 | *** |
| Nat Gas Conversion kit (Converts LP to Nat Gas) | \$300 | *** |
| Propane Conversion kit (Converts Nat Gas to LP) | \$130 | *** |
| Digital Control Package (includes controls for SideKick) | \$2,245 | *** |
| 7" Touchscreen Digital Control Package (includes controls for SideKick) | \$3,287 | *** |
| Whirlpool Arm (with valve) (each) | \$85 | *** |
| In-Line Oxygen Package (with regulator) (each) | \$170 | *** |
| Hop Filter SS 6x14 (400 Micron) (each) | \$75 | *** |
| Upgrade to 50 gallon kettle (each) (replaces 45 gallon kettle) | \$120 | *** |
| Stainless Steel Frame Upgrade | \$749 | *** |
| Custom Frame Color | \$300 | *** |
| Plate Chiller/Heat Exchanger Package (each) | \$375 | *** |
| ● Sold installed only | *** Shipping on add-on options included with system. | |

All systems may be ordered for International use with 220V / Celsius / Liters

Ruby Street Brewing, LLC Fort Collins, CO USA

Pricing Effective September 2019

Email: questions@rubystreetbrewing.com

SideKick™

Single Burner 45 Gallon



Sidekick Dimensions:
27" x 27" x 44" high
(height includes kettle)

Complete System Includes:

- 1 Frame - Welded Steel Construction (powder-coated)
 - 1 45 Gallon Stainless Steel Kettle (with lid)
 - 1 10" Cast Iron Burner (with gas valve & regulator)
 - 1 Wall to Wall Stainless Steel False Bottom
 - 1 Thermometer
 - 1 Stainless Steel Pump (with remote On/Off switch)
 - 1 Thru Wall fill/sparge
- All stainless steel tri-clover fittings and Platinum-cured silicone tubing
Complete Owners Manual (with 1 year limited warranty)

| Description | Brewery Direct | Flat Rate Shipping/Handling |
|-----------------------------------------------------------------------------------------------------------------------------------------------------------------|-----------------------------------------------------------------------------------------------------------------------------------------------------------------------------------------------|-----------------------------|
| SideKick Complete - Propane | \$1,709 | \$270 |
| SideKick Complete - Nat Gas | \$1,829 | \$270 |
| Note: Natural gas systems include 15' connection hose and 1/2" gas quick connect fittings. Alpha Ruby burners can be later converted to natural gas or propane. | Shipping/Handling prices shown apply to shipments within the continental USA (Lower48 states) Please contact us for shipping/handling quote to any location outside the continental US | |

| SideKick System Options | Brewery Direct | Shipping/Handling |
|--------------------------------------------------------------------------|------------------------------------------------------|-------------------|
| Sight Glass (each) ● | \$88 | *** |
| Nat Gas Conversion kit (Converts LP to Nat Gas) | \$140 | *** |
| Propane Conversion kit (Converts Nat Gas to LP) | \$55 | *** |
| Supplemental Ignition control | \$400 | *** |
| Whirlpool Arm (with valve) | \$85 | *** |
| Hop Filter SS 6x14 (400 Micron) | \$75 | *** |
| Upgrade to 50 gallon kettle (each) (replaces 45 gallon kettle) | \$120 | *** |
| Stainless Steel Frame Upgrade | \$250 | *** |
| Custom Frame Color | \$150 | *** |
| Plate Chiller/Heat Exchanger Package | \$375 | *** |
| ● Sold installed only | *** Shipping on add-on options included with system. | |

All systems may be ordered for International use with 220V / Celsius / Liters

Ruby Street Brewing

Gas-Fired FRAMES





PRICING

Each frame Includes:

- 1 Frame - Welded Steel Construction (powder-coated)
- 3 Cast iron burners (Alpha Ruby, Fusion 25, Fusion 15, Ruby Street Brewery)
- 2 Cast iron burners (Alpha Ruby II)
- 1 Cast iron burner (SideKick)
- 2 Universal brackets for pumps (with stainless steel shields) Alpha Ruby, Fusion 25, Fusion 15
- 1 Universal bracket for pump (with stainless steel shield) Alpha Ruby II, Ruby Street Brewery, SideKick
- Complete Owners Manual (with 1 year limited warranty)

Please note that fittings and tubing are not included with frames

|  Description | Brewery Direct | Flat Rate Shipping/Handling |
|----------------------------------------------------------------------------------------------------------------------------------------------------------------|-----------------------------------------------------------------------------------------------------------------------------------------------------------------------------------------------|--------------------------------|
| Alpha Ruby Frame - Propane | \$1,076 | \$375 |
| Alpha Ruby Frame - Nat Gas | \$1,196 | \$375 |
| Alpha Ruby II Frame - Propane | \$871 | \$375 |
| Alpha Ruby II Frame - Nat Gas | \$991 | \$375 |
| Fusion 25 Frame - Propane | \$1,022 | \$375 |
| Fusion 25 Frame - Nat Gas | \$1,142 | \$375 |
| Fusion 15 Frame - Propane | \$772 | \$325 |
| Fusion 15 Frame - Nat Gas | \$892 | \$325 |
| Ruby Street Brewery Frame - Propane | \$895 | \$325 |
| Ruby Street Brewery Frame - Nat Gas | \$1,015 | \$325 |
| The SideKick Frame - Propane | \$541 | \$180 |
| The SideKick Frame - Nat Gas | \$641 | \$180 |
| Note: Natural gas frames include 15' connection hose and 1/2" gas quick connect fittings. Alpha Ruby burners can be later converted to natural gas or propane. | Shipping/Handling prices shown apply to shipments within the continental USA (Lower48 states) Please contact us for shipping/handling quote to any location outside the continental US | |
|  Frame Only Options (Available for all frames shown above) | Brewery Direct | Shipping/Handling |
| Digital Control Package | \$1,845 | *** |
| Pump with outflow valve (each) | \$170 | *** |
| Additional Pump Bracket (with shield) | \$42 | *** |
| Wireless remote for pump (each) | \$25 | *** |
| Stainless Steel Frame Upgrade (Alpha, Fusion) | \$499 | *** |
| Stainless Steel Frame Upgrade (SideKick) | \$250 | *** |
| Custom Frame Color | \$150 | *** |
| Plate Chiller/Heat Exchanger Package | \$375 | *** |
| Nat Gas Conversion kit (Alpha and Fusion) (Converts LP to Nat Gas) | \$160 | *** |
| Nat Gas Conversion kit (Ruby Street Brewery - Includes (3) 6" Burners) (Converts LP to Nat Gas) | \$229 | *** |
| Nat Gas Conversion Kit (SideKick) (Converts LP to Nat Gas) | \$140 | *** |
| Propane Conversion kit (Alpha, Fusion, Ruby Street Brewery) (Converts Nat Gas to LP) | \$75 | *** |
| Propane Conversion kit (SideKick) (Converts Nat Gas to LP) | \$55 | *** |
| *** Shipping on add-on options included with frame. | | |

All systems may be ordered for International use with 220V / Celsius / Liters

Ruby Street Brewing

Electric FRAMES





PRICING

Each frame Includes:

- 1 Frame - Welded Steel Construction (powder-coated)
 - 2 Universal brackets for pumps (with stainless steel shields) Alpha Ruby, Fusion 25, Fusion 15
 - 1 Universal bracket for pump (with stainless steel shield) Alpha Ruby II, SideKick
- Complete Owners Manual (with 1 year limited warranty)

Please note that fittings and tubing are not included with frames

|  Description | Brewery Direct | Flat Rate Shipping/Handling |
|-------------------------------------------------------------------------------------------------------------------------------------------------------------------------------------------|----------------|-----------------------------|
| Alpha Ruby Frame - Electric | \$793 | \$350 |
| Alpha Ruby II Frame - Electric | \$678 | \$300 |
| Fusion 25 Frame - Electric | \$740 | \$300 |
| Fusion 15 Frame - Electric | \$678 | \$300 |
| SideKick Frame - Electric | \$459 | \$160 |
| Shipping/Handling prices shown apply to shipments within the continental USA (Lower48 states) Please contact us for shipping/handling quote to any location outside the continental US | | |
|  Frame Only Options (Available for all frames shown above) | Brewery Direct | Shipping/Handling |
| Pump with outflow valve (each) | \$170 | *** |
| Additional Pump Bracket (with shield) | \$42 | *** |
| Wireless remote for pump (each) | \$25 | *** |
| Stainless Steel Frame Upgrade (Alpha, Fusion) | \$499 | *** |
| Stainless Steel Frame Upgrade (SideKick) | \$250 | |
| Custom Frame Color | \$150 | *** |
| Plate Chiller/Heat Exchanger Package | \$375 | *** |
| *** Shipping on add-on options included with frame. | | |

All systems may be ordered for International use with 220V / Celsius / Liters

Alpha Ruby



Shown here with options

Alpha Ruby Frame

10" Cast Iron burners (gas frames)

Dimensions:

82.5" wide x 32" deep x 18.5" high

Maximum Kettle Size:

Max Kettle Gallons – 55 per kettle

Max Kettle Width – 24"

Alpha Ruby II



Shown here with options

Alpha II Frame (2 Burner)

10" Cast Iron burners (gas frames)

Dimensions:

57.25" wide x 32" deep x 18.5" high

Maximum Kettle Size:

Max Kettle Gallons – 55 per kettle

Max Kettle Width – 24"

Fusion 25



Shown here with options

Fusion 25 Frame

10" Cast Iron burners (gas frames)

Dimensions:

70-1/2" wide x 26" deep x 25 high

Maximum Kettle Size:

Max Kettle Gallons – 30 per kettle

Max Kettle Width – 21"

Fusion 15



Shown here with options

Fusion 15 Frame

6" Cast Iron burners (gas frames)

Dimensions:

63.5" wide x 26" deep x 23.5" high

Maximum Kettle Size:

Max Kettle Gallons – 16 per kettle

Max Kettle Width – 16"

Ruby Street Brewery



Shown here with options

Ruby Street Brewery Frame

4" Cast Iron burners (gas frames)

Dimensions:

71.5" wide x 26" deep x 43" high

Maximum Kettle Size:

Max Kettle Gallons – 16 per kettle

Max Kettle Height – 23"

Max Kettle Width – 16"

Height difference between tiers – 20"

SideKick



Shown here with options

Sidekick Frame

10" Cast Iron burner (gas frames)

Dimensions:

27" x 27" x 18.5" high

Maximum Kettle Size:

Max Kettle Gallons – 55 per kettle

Max Kettle Width – 24"

Accessories

17



| Description | Brewery Direct | **Flat Rate & Handling | Shipping |
|--------------------------------------------------------------------------------------------------------------|------------------------------------------------------------------------------------------------------------------------------------------------------------------------------------------------|---------------------------|----------|
| 12" Adjustable Domed False Bottom | \$50 | \$12 | |
| \$12.00 Flat Rate Shipping/Handling applies for any quantity shipping within the continental USA (48 States) | | | |
| Pump Bracket (with shield) | \$42 | \$18 | |
| Pump (with 3 piece SS Outflow Valve) | \$170 | \$13 | |
| Nat Gas Conversion kit (Converts LP to Nat Gas) (Alpha and Fusion) | \$160 | \$13 | |
| Nat Gas Conversion kit (Converts LP to Nat Gas) (Ruby Street Brewery - Includes (3) 6" Burners) | \$229 | \$13 | |
| Nat Gas Conversion Kit (Converts LP to Nat Gas) (SideKick) | \$140 | \$13 | |
| Propane Conversion kit (Converts Nat Gas to LP) (Alpha, Fusion, Ruby Street Brewery) | \$75 | \$25 | |
| Propane Conversion kit (Converts Nat Gas to LP) (SideKick) | \$55 | \$13 | |
| Digital Control Package (Gas Systems Only) (Alpha Ruby, Fusion, Ruby Street Brewery) | \$1,845 | \$25 | |
| Digital Control Package (Gas Systems Only) (Alpha Ruby II) | \$1,621 | \$25 | |
| In-Line Oxygen Package (with regulator) | \$170 | \$6 | |
| Hop Filter SS 6x14 (400 Micron) | \$75 | \$12 | |
| Domino Accessory Shelf (Ruby Street Brewery) | \$100 | \$15 | |
| 25' Immersion Chiller | \$65 | \$18 | |
| 50' Immersion Chiller | \$97 | \$18 | |
| Plate Chiller/Heat Exchanger Package | \$375 | \$25 | |
| Fill & Flush Cleaning System | \$215 | \$13 | |
| **We will charge actual shipping cost on combined orders - not to exceed combined flat rate shipping. | Shipping/Handling prices shown apply to shipments within the continental USA (Lower 48 states) Please contact us for shipping/handling quote to any location outside the continental US | | |



Replacement Parts



*Shipping & Handling will be added

| Part # | Description | Unit | Brewery Direct |
|---------|-----------------------------------------------------------------------|-----------|----------------|
| 467 | Chugger Replacement Part - Pump Impeller | Each | \$17.00 |
| 468 | Chugger Replacement Part - Large Thrust Washer | Each | \$2.50 |
| 469 | Chugger Replacement Part - Small Thrust Washer | Each | \$2.50 |
| 470 | Chugger Replacement Part - Pump Housing O-Ring | Each | \$2.50 |
| 466 | Chugger Replacement Part - Drive Magnet | Each | \$17.00 |
| 47 | Dip Tube (Specify model) | Each | \$5.00 |
| 108 | Dip Tube Washer (fits Alpha, Mega, Fusion 25, and SideKick) | Pack of 2 | \$2.00 |
| 444 | Electric Element (5.5kw) | Each | \$46.00 |
| 405 | Electric Element (6.0kw) | Each | \$50.00 |
| 45 | Fill Hose (36" for inside kettle) | Each | \$6.00 |
| 16 | Frame replacement tubing caps | Pack of 4 | \$2.50 |
| 51 | High Temp O-Ring (fits dip tubes) | Pack of 5 | \$3.00 |
| 344 | High Temp O-Ring (fits sight glass) | Pack of 3 | \$2.50 |
| 50 | High Temp O-Ring (fits valve, thermometer, & return fitting) | Pack of 5 | \$3.00 |
| HS36 | Hose Assembly (36" hose with tri-clamp ends) | Each | \$32.00 |
| HS48 | Hose Assembly (48" hose with tri-clamp ends) | Each | \$34.00 |
| HS84 | Hose Assembly (84" hose with tri-clamp ends) | Each | \$40.00 |
| HS108 | Hose Assembly (108" hose with tri-clamp ends) | Each | \$44.00 |
| HS120 | Hose Assembly (120" hose with tri-clamp ends) | Each | \$46.00 |
| 102 | Remote Control (for pump) includes RX and TX | Each | \$25.00 |
| 458 | Sensor cable (144" for Electric systems) | Each | \$27.00 |
| 429 | Sensor cable (26" for gas fired systems) - New Style (identical ends) | Each | \$20.00 |
| 429-349 | Sensor cable (26" for gas fired systems) - Old Style (different ends) | Each | \$25.00 |
| 430 | Sensor cable (72" for gas fired systems) - New Style (identical ends) | Each | \$23.00 |
| 430-349 | Sensor cable (72" for gas fired systems) - Old Style (different ends) | Each | \$28.00 |
| 374 | Sight glass replacement glass (16") | Each | \$11.00 |
| 375 | Sight glass replacement glass (20") | Each | \$11.00 |
| 45-54 | Sparge Hose Assembly (24" Cork float) | Each | \$6.00 |
| 226 | Temp Probe (1/2 NPT) | Each | \$34.00 |
| 227 | Temp Probe (Weldless) | Each | \$38.00 |
| 437 | Thermometer | Each | \$35.00 |
| 42 | Tri-Clamp | Each | \$7.50 |
| 43 | Tri-Clamp Gasket | Each | \$1.00 |
| 365 | 1.5" TC x 5/8" Barb | Each | \$13.00 |
| 371 | 1.5" TC x 3/4" Female NPT | Each | \$15.00 |
| 39 | 1.5" TC x 1/2" Male NPT | Each | \$14.50 |
| 392 | 1.5" TC End Cap | Each | \$4.50 |
| 40 | 1.5" TC x 1/2 Female NPT | Each | \$13.00 |
| 44 | Tubing (silicone) 1/2" ID x 3/4" OD (per foot) | Per Ft. | \$2.00 |
| 448 | Valve Handle Sleeve | Each | \$1.00 |
| 378 | Wing Nuts (stainless for plate chiller) | Pack of 2 | \$3.50 |
| 13 | Wing Nuts (stainless for pump) | Pack of 2 | \$2.50 |

Quick Reference Options Guide GAS SYSTEMS



- Available Option
- Included with System
- Not Available

Gas System Options

| Options | Ruby Street Brewery (15 Gallon) | Fusion 15 (15 Gallon) | Fusion 25 (25 Gallon) | Alpha Ruby (45-50 Gallon) | Alpha Ruby II (45-50 Gallon) | Alpha Ruby + SideKick (45-50 Gallon) |
|----------------------------|------------------------------------|--------------------------|--------------------------|------------------------------|---------------------------------|-----------------------------------------|
| Digital Control Pkg | Available | Available | Available | Available | Available | Available |
| Plate Chiller Pkg | Available | Available | Available | Available | Available | Available |
| Immersion Chiller (50') | Available | Available | Available | N/A | N/A | N/A |
| HERMS Coil | Available | Available | Available | Available | N/A | Available |
| Whirlpool Arm | Available | Available | Available | Available | Available | Available |
| Propane / Natural Gas Conv | Available | Available | Available | Available | Available | Available |
| 50 Gallon Kettle Upgrade | N/A | N/A | N/A | Available | Available | Available |
| Additional Pump Bracket | Available | N/A | N/A | N/A | N/A | N/A |
| Additional Pump | Available | N/A | N/A | N/A | N/A | N/A |
| Stainless Frame Upgrade | N/A | Available | Available | Available | Available | Available |
| Custom Frame Color | Available | Available | Available | Available | Available | Available |
| Domino Shelf | Available | N/A | N/A | N/A | N/A | N/A |
| Through Wall Return HLT | Available | Available | Available | Available | N/A | Included |
| Through Wall Return Mash | Available | Included | Included | Included | Included | Included |
| Through Wall Return Boil | Available | Available | Included | Included | Included | Included |
| Thermometer HLT | Available | Included | Included | Included | N/A | Included |
| Thermometer Mash | Available | Included | Included | Included | Included | Included |
| Thermometer Boil | Available | Available | Included | Included | Included | Included |
| Sight Glass HLT | Available | Available | Available | Available | N/A | Available |
| Sight Glass Mash | Available | Available | Available | Available | Available | Available |
| Sight Glass Boil | Available | Available | Available | Available | Available | Available |
| Hop Filter | Available | Available | Available | Available | Available | Available |
| In-Line Oxygen Pkg | Available | Available | Available | Available | Available | Available |
| Fill and Flush Cleaning | Available | Available | Available | Available | N/A | N/A |

Quick Reference Options Guide ELECTRIC SYSTEMS



- Available Option
- Included with System
- Not Available

ELECTRIC

|  OPTION | Ruby Street Brewery (15 Gallon) 30 Amp | Fusion 15 (15 Gallon) 30 Amp | Fusion 25 (25 Gallon) 30 Amp | Alpha Ruby (45 Gallon) 50 Amp |
|------------------------------------------------------------------------------------------|----------------------------------------------|------------------------------------|------------------------------------|-------------------------------------|
| 30 Amp PID Electric Panel | Included | Included | Included | N/A |
| 50 Amp PID Electric Panel | Available | Available | Available | Included |
| UL/cUL PID Panel Listing | Available | Available | Available | Available |
| 100 Amp PID Electric Panel | N/A | N/A | N/A | Available |
| 30 Amp Touch-screen Panel | N/A | Available | Available | N/A |
| 50 Amp Touch-screen Panel | N/A | Available | Available | Available |
| 100 Amp Touch-screen Panel | N/A | N/A | N/A | Available |
| Volt / Amp Gauges on Panel | Available | Available | Available | Available |
| Plate Chiller Pkg | Available | Available | Available | Available |
| Immersion Chiller (50') | Available | Available | Available | N/A |
| HERMS Coil | Included | Included | Included | Included |
| Whirlpool Arm | Available | Available | Available | Available |
| Propane / Natural Gas Conv | N/A | N/A | N/A | N/A |
| 50 Gallon Kettle Upgrade | N/A | N/A | N/A | Available |
| Additional Pump Bracket | Available | N/A | N/A | N/A |
| Additional Pump | Available | N/A | N/A | N/A |
| Stainless Steel Frame Upgrade | N/A | Available | Available | Available |
| Custom Frame Color | Available | Available | Available | Available |
| Domino Shelf | Available | N/A | N/A | N/A |
| Through Wall Return HLT | Included | Included | Included | Included |
| Through Wall Return Mash | Included | Included | Included | Included |
| Through Wall Return Boil | Available | Available | Included | Included |
| Thermometer HLT | Available | Included | Included | Included |
| Thermometer Mash | Available | Included | Included | Included |
| Thermometer Boil | Available | Available | Included | Included |
| Panel Mounting Bracket | Available | Available | Available | Available |
| Sight Glass HLT | Available | Available | Available | Available |
| Sight Glass Mash | Available | Available | Available | Available |
| Sight Glass Boil | Available | Available | Available | Available |
| Hop Filter | Available | Available | Available | Available |
| In-Line Oxygen Pkg | Available | Available | Available | Available |
| Fill and Flush Cleaning | Available | Available | Available | Available |